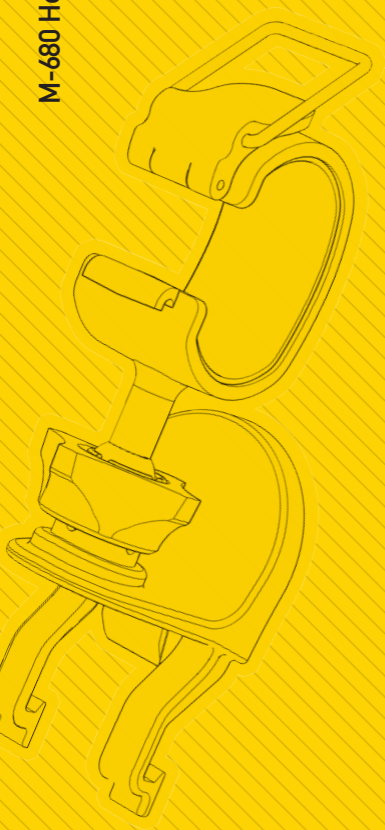




WOLF MIDI TORCH HELMET MOUNT

M-680 Helmet Mount Kit

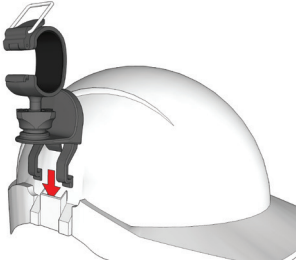


M-80 M-85 HELMET MOUNT INSTRUCTIONS


USE ONLY GENUINE WOLF
ACCESSORIES AND PARTS

CENTURION CONNECT HELMET ACCESSORY MOUNTING SYSTEM

1

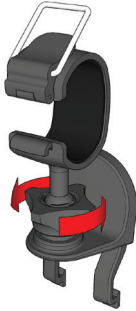


2



CONVERT TO EUROSLOT HELMET ACCESSORY MOUNTING SYSTEM

1



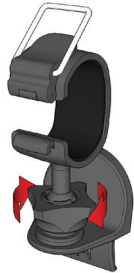
2



3

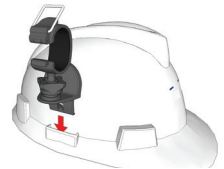


4




5

Euroslot
helmet
accessory
mounting



TORCH FITTING AND ADJUSTMENT

1



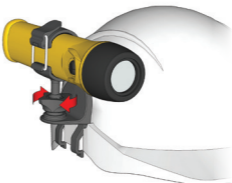
2



3



Position torch
and lock by
tightening nut.



Wolf

Wolf Safety Lamp Company

Saxon Road Works, Sheffield S8 0YA, England

Tel: +44 114 255 1051 Fax: +44 114 255 7988

E-mail: info@wolfsafety.com

Website: www.wolfsafety.com

M-687 issue 2.
DF494.
MMD/5.18

